


AVALANCHE

and what next?



Facts and survival strategies
for avalanche victims.

AVALANCHE

YOU



are the avalanche victim!



You are the avalanche victim...

and what next?

YOU
YOU
YOU
YOU
YOU

get caught by the avalanche.

fall with the masses of snow.

are buried in the avalanche.

are the one who is buried one meter or deeper
under the constantly increasing snow masses.

have your mouth and nose blocked with snow
and will have more problems breathing second by
second.

The pressure of snow on your chest will inexorably
increase and

**YOU CAN DO ABSOLUTELY
NOTHING
TO BETTER YOUR
SITUATION!**



... in the race with time!

AVALANCHE

00:01 Your buddies follow your fall in the avalanche. To get from their location to the sighted search area and them being ready to start the search they need 1 minute.

00:06 Buried search – Rough Search, Fine Search, Point Detection (only possible in this time if the snow is already hardened to a point were they can search without ski) – 5 minutes

00:07 Another minute for sounding and preparations for shoveling.

00:12 Two helpers who supplement and replace each other with shoveling will find you one meter deep in – 5 min.

00:15 Until you will be shoveled free to a point so mouth and nose can be freed from snow and vomit and artificial respiration can be started it will take another 3 minutes.



Only in the best case,...

and what next?

00:17

Until your breathing is back up and stabilised, so you can be fully recovered and treated, another 2 minutes will pass.



TIME IS RUNNING!

Those in a real emergency hardly achievable values, may show you how little your chance of survival is if you get caught by an avalanche and are buried one meter or deeper with your respiratory system closed up.

After 10-15 minutes most of the avalanche victims can only be recovered dead.



... you will have a chance!

AVALANCHE

You only have the maximum chance of surviving if you yourself can avoid being buried.

HOW TO AVOID BEING BURIED!



Preconditions for this are 2 factors:

- 1.** Increase of your volume for approx. 2,5 times of your total weight (inclusive clothes and equipment).
- 2.** The separation effect (inverse segregation) of flowing snowmasses.



Staying above,...

and what next?

1. Volume Adjustment:


Your volume weight amounts to 1030g per litre, that of dried avalanche snow only about 400g. To avoid sinking you have to increase your volume 2,5 times. So to increase your total weight of 100kg (incl. equipment) you have to add 150 litres to make a total of 250 litres.

SAME WEIGHT – SAME VOLUME



250 Liter

↓
100kg



250 Liter

↓
100kg



... through Volume Adjustment!

AVALANCHE

2.

**Separation
effect:**

Every avalanche consists of rotating snowcrystals. They creep under your body and push it upward. There the uplift is breaking up and you're sinking back down due to your higher volume weight. This keeps repeating until the avalanche runs out, the uplift-powers slow down and you can no longer rise to the top.

With the ABS-Avalanche Airbag you've got 150l of additional volume available to you within seconds, which saves you from sinking back into the flowing snowmasses.


**YOU'RE
SWIMMING ON
THE SURFACE!**



The avalanche swirls you to the top,...

and what next?

With volume compensation you will stay on the surface, without you will always sink back again and be buried.



...the airbag keeps you on top.

AVALANCHE

SURVIVAL STRATEGIES

The old saying “the only sure way to survive an avalanche is to avoid it” is still valid.

No Equipment can avoid an avalanche and every avalanche is absolutely life threatening.

In reversal conclusion: no equipment will prevent you being caught by an avalanche and allow you to risk more. All equipment are solely concipated for the consequences of being caught in an avalanche.

THERE ARE TWO MAJOR DIFFERENCES:

- **Equipment** whose concept is the prevention of being buried, which is the Avalanche Airbag and
- **Equipment** whose concept and usability pre-suppose to be buried, which are Avalanche search-and rescue equipment.



Survival Strategies

and what next?

Both concepts fulfill their purpose. The Avalanche Airbag is the avalanche victims direct emergency equipment, with which it can avoid being buried. The detection- and rescue devices are equipment to help your buddies, and can only actively be used from non-buried people.

YOUR OWN- AND THE GROUPS SURVIVAL STRATEGY FOR AN AVALANCHE ACCIDENT SHOULD THEREFORE BE:

Equipment with Avalanche Airbag and carrying of detection- and rescue devices, shovel and probe.

You cannot do without any of these!



Staying above = Surviving

...next is ABS !

**FOR
EVERY SITUATION
THE RIGHT PACK!**



ABS AIRBAG SYSTEM • Import France & Benelux
SCHMETZ Jean-Michel & NAVEZ Nicolas
GSM: +33 (0)6 17 42 34 68 • +32 (0)479 36 36 39
Tel/Fax: +33 (0)4 79 41 15 31 • info@absairbag.com

www.absairbag.com